



Welcome!

Delaware Valley Area School District Information Session

Jayson Pope

Assistant to the Superintendent
jpope@dvsd.org

Mike Bonkoski

District Partnerships Customer Experience and
Service Delivery
mike.bonkoski1@pearson.com



About Delaware Valley School District



Delaware Valley School District Supporting YOUR Student!

- All DVCA students are considered Delaware Valley School District students- please refer to all student handbooks, district policies, etc.
- Enrollment is handled on a semester-by-semester basis. Failure to meet satisfactory academic/attendance expectations may lead to a re-evaluation/removal from the program.
- Your school counselor is your number one point of contact for questions or concerns. Students with IEP's will also be assigned a case manager.
- DVCA students are eligible to participate in all extra-curricular activities but are not permitted to split their academic day between cyber/brick and mortar schooling.
- You are entitled to use DVSD hardware/software but are permitted to use your own devices.



About Pearson Connexus

Students We Serve

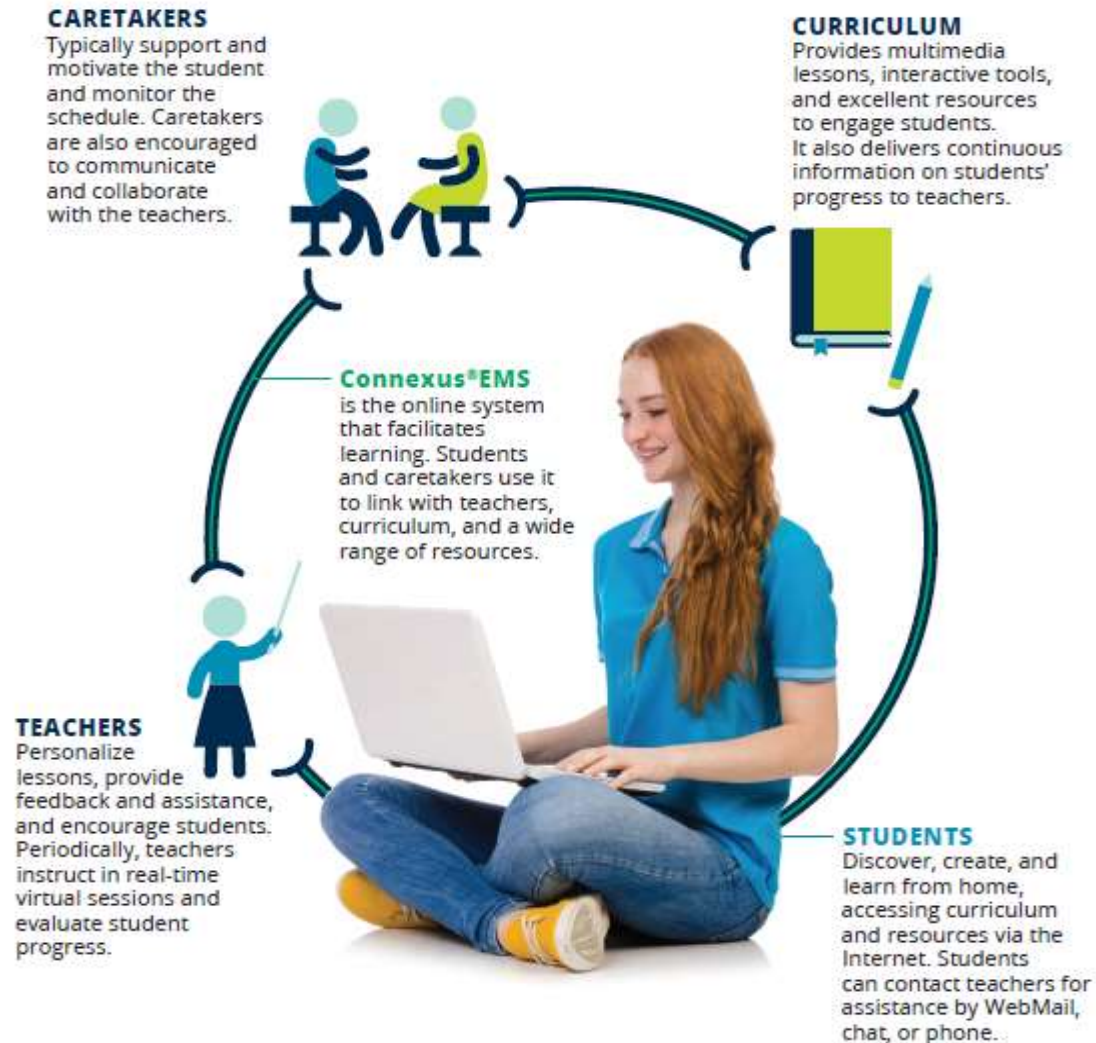


- Prefer home-based learning
- Need more flexible scheduling






- Medically fragile
- Homeschooled students

Our Learning Model: Student-Centered



Daily Schedule

Role	Grades K-5	Grades 6-8	Grades 9-12
Student 	<ul style="list-style-type: none"> 4-5 hours of learning per day 50-60% of day is online 	<ul style="list-style-type: none"> 5-6 hours of learning per day 60-70% of day is online 	<ul style="list-style-type: none"> 80-90% of day is online
Learning Coach 	<ul style="list-style-type: none"> 5-6 hours of oversight daily Speaks with teachers, oversees learning, assists with lessons 	<ul style="list-style-type: none"> 2-3 hours of oversight daily Helps student transition to being more independent (refers to teachers when necessary) Participate in teacher conferences Make sure that lessons are completed 	
Teacher 	<ul style="list-style-type: none"> 1 primary teacher for core subject areas 	<ul style="list-style-type: none"> 1 teacher per subject area 1 Advisory teacher 	

Synchronous Support

Live Synchronous Classes/Live Lessons (K-12)

- Offered weekly for core courses; elective meeting frequency varies according to course

Live Literacy Sessions (K-2)

- Offered daily for students in grades kindergarten through second grade

Homeroom Huddle and DISH (Drop In and Say Hi) (K-5)

- Offered Mondays and Fridays as an opportunity to build community in the virtual classroom

Targeted Small Group Intervention Sessions (K-12)

- Offered weekly for small group intervention sessions focused on mastery of broader concepts

Teacher Time Sessions (K-12)

- Offered a minimum of three hours per week for students to drop in individually or work in small groups with their teacher

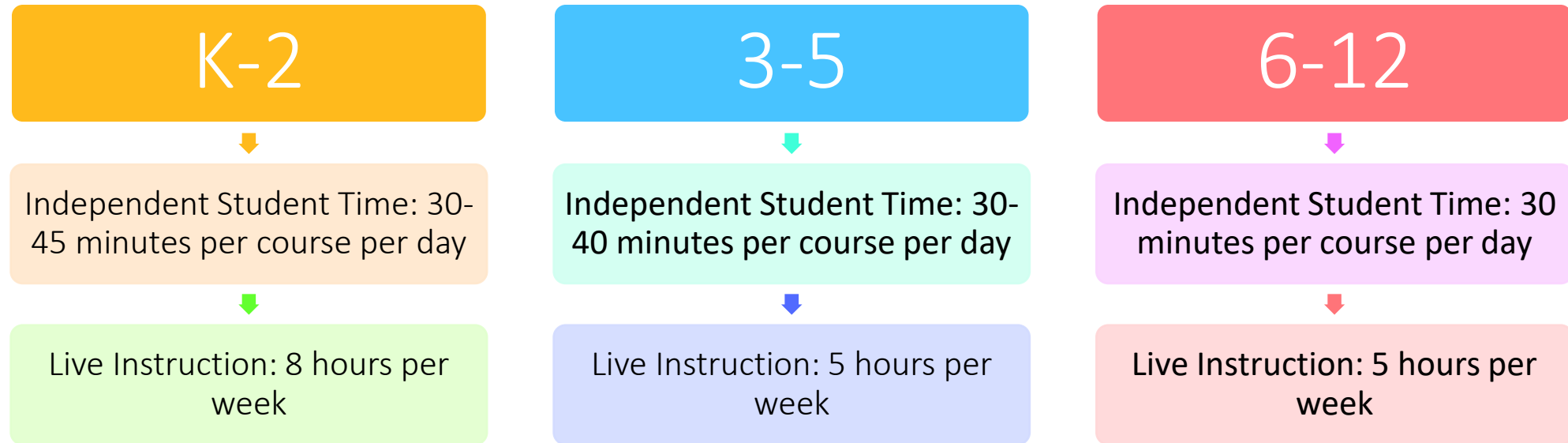
Student/Teacher 1:1 (K-12)

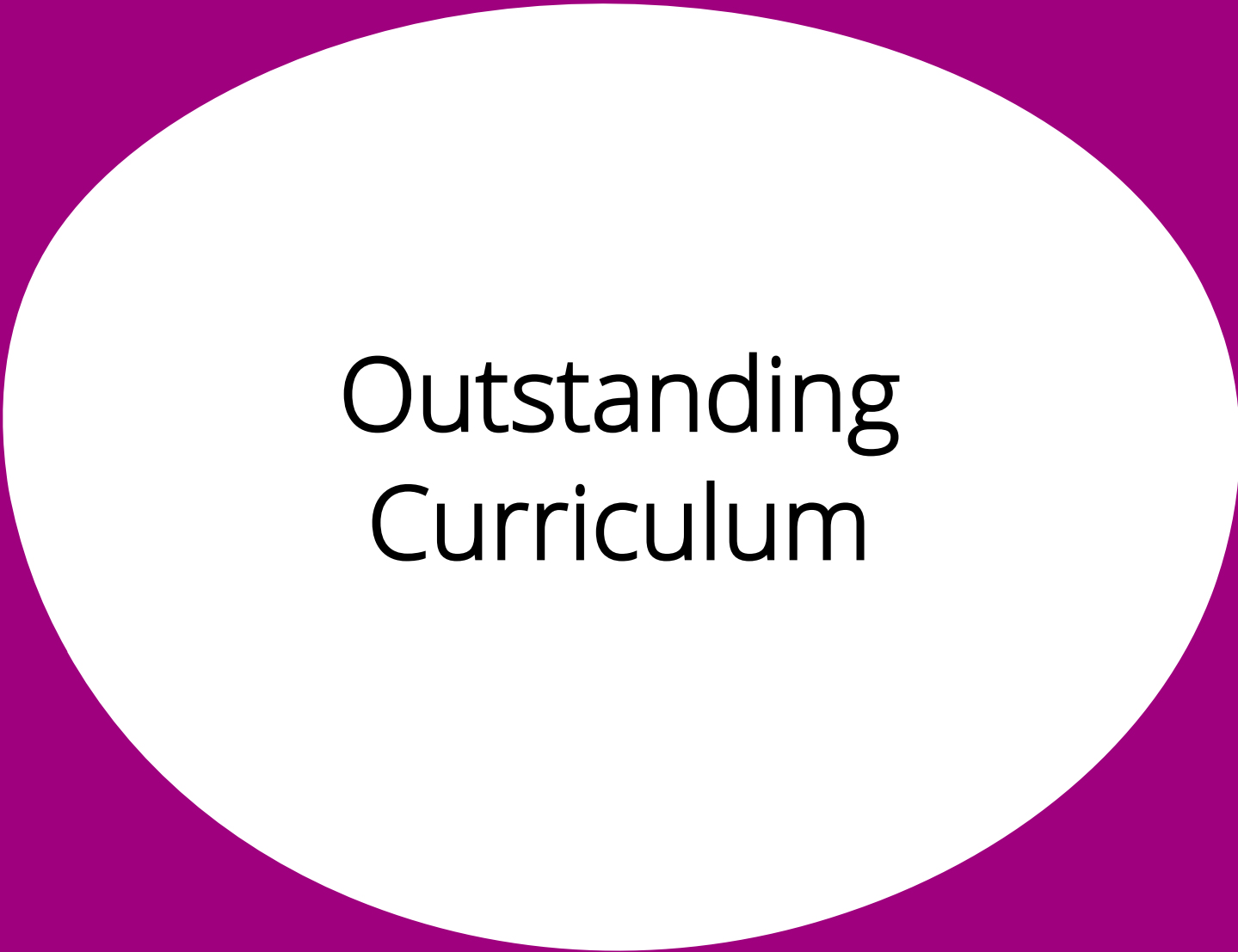
- Available by appointment

Advisory Teacher (Full Time Students 6-12)

- Available Monday – Friday on demand and by appointment instructional support in the core content areas

Synchronous and Asynchronous Learning





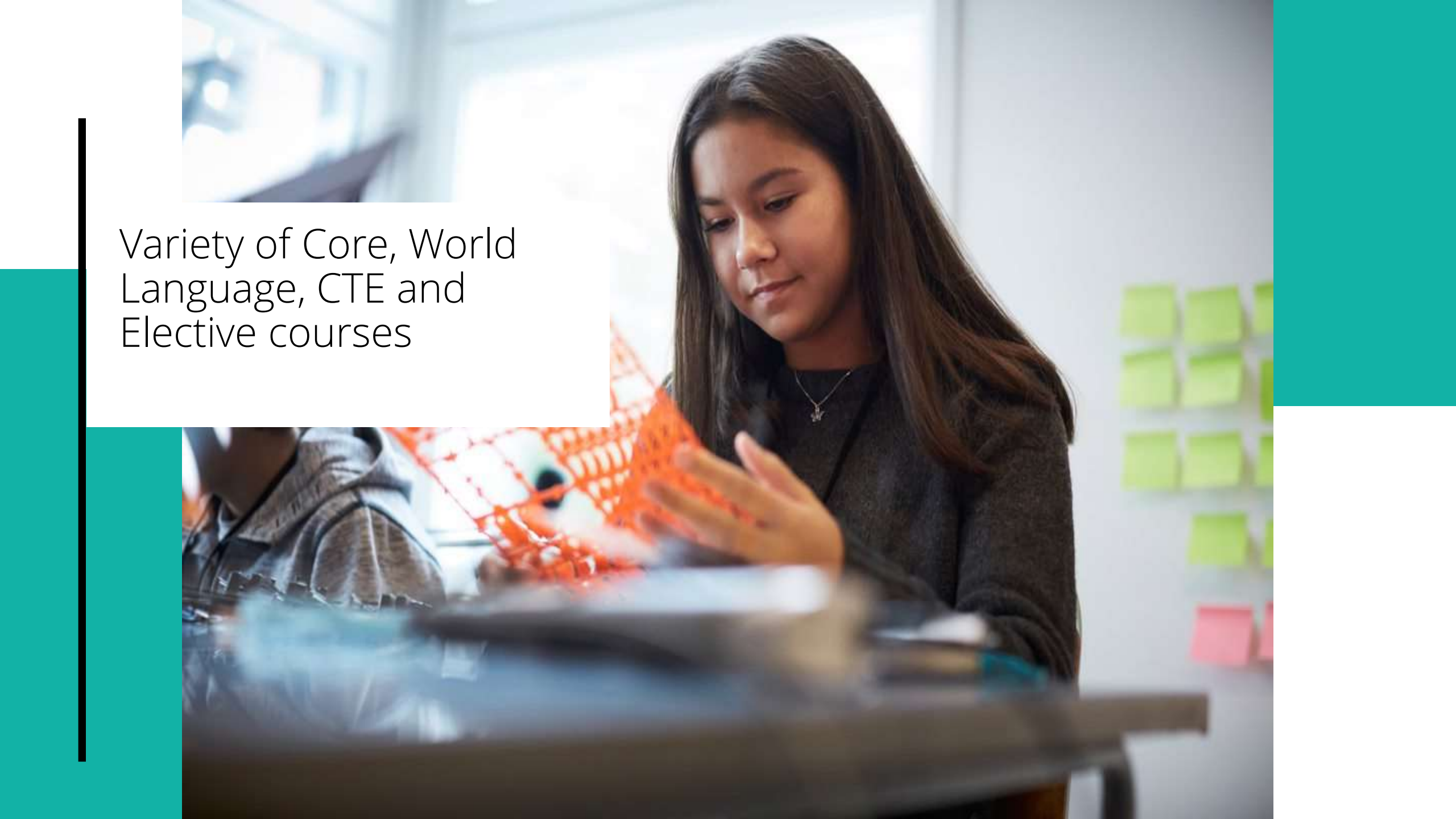
Outstanding
Curriculum

Learning that Empowers Students for Life

We foster:

- Critical thinking and problem-solving skills
- Communications skills
- Creativity and innovation
- Collaboration





Variety of Core, World
Language, CTE and
Elective courses

Accessible for All Students



WCAG 2.0 Compliant

Technology can provide equal opportunity to all students, including students with disabilities.



The image features a solid teal background. In the center, there is a large white oval. Inside the oval, the text "Seamless Technology, Superior Learning" is written in a black, sans-serif font, centered horizontally and vertically.

Seamless Technology,
Superior Learning



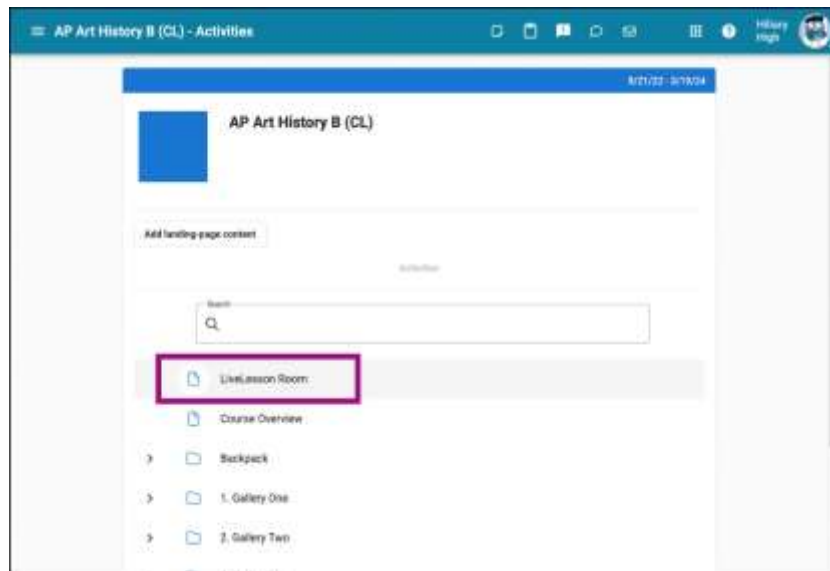
CONNEXUS®

Online Learning
Platform



LiveLesson with Class

- Synchronous live sessions with Pearson Teachers
- Accessed through class itself





Participants 39

Search for someone to highlight their video

Sort by: Last name, A-Z

Instructor (1)

- Anne Malley (In-room)

Presenting Group (3)

- Kurt Franklin
- Tom Galloway
- Penelope Schultz

Students (30)

- Francisco Beck
- Kayla Becker
- Suzanne Briggs
- Sandie Cochran
- Jordan Day
- Mary Doyle
- Elizabeth Ever...
- Tia Ford



 Francisco Beck	 Kayla Becker	 Suzanne Briggs	 Sandie Cochran	 Jordan Day
 Mary Doyle	 Elizabeth Everett	 Tia Ford	 Kurt Franklin	 Timothy French
 Tom Galloway	 Ariel Gray	 Donald Hardy	 Tory Harrell	 Molly Huber
 Nico Lawson	 Hury Li	 Jeremy Li	 Rob Lily	 James Lloyd
 Chaya Meyer	 Carly Perkins	 Vanessa Perry	 Cassandra Poole	 Julie Ray

Breakout Rooms

The screenshot shows a Zoom Classroom interface. At the top, there are tabs for 'Classroom' and 'All Breakout Rooms'. Below the tabs, there's a 'Seating Chart' section with a 'General' view and a 'Gallery View' option. The main area displays four breakout rooms: 'Main Classroom', 'Breakout 1', 'Breakout 2', and 'Breakout 3'. Each room shows a grid of participants. Breakout 2 is currently displaying a presentation titled 'AP®/College Calculus AB'.

The screenshot shows a Zoom Participants list. At the top, there are icons for 'Participants' (42), 'Chat' (67), 'Notes', 'Class Mgmt', and 'Teaching Tools'. Below the icons, there's a section for 'Everyone (42)' with a thumbs up icon and a hand icon. The list is divided into two sections: 'Breakout Room 1 (11)' and 'Breakout Room 2 (7)'. Each participant's name is listed with a small icon to the left and a status icon to the right. Some names are circled in red (SB, NL, RL, TF, HL).

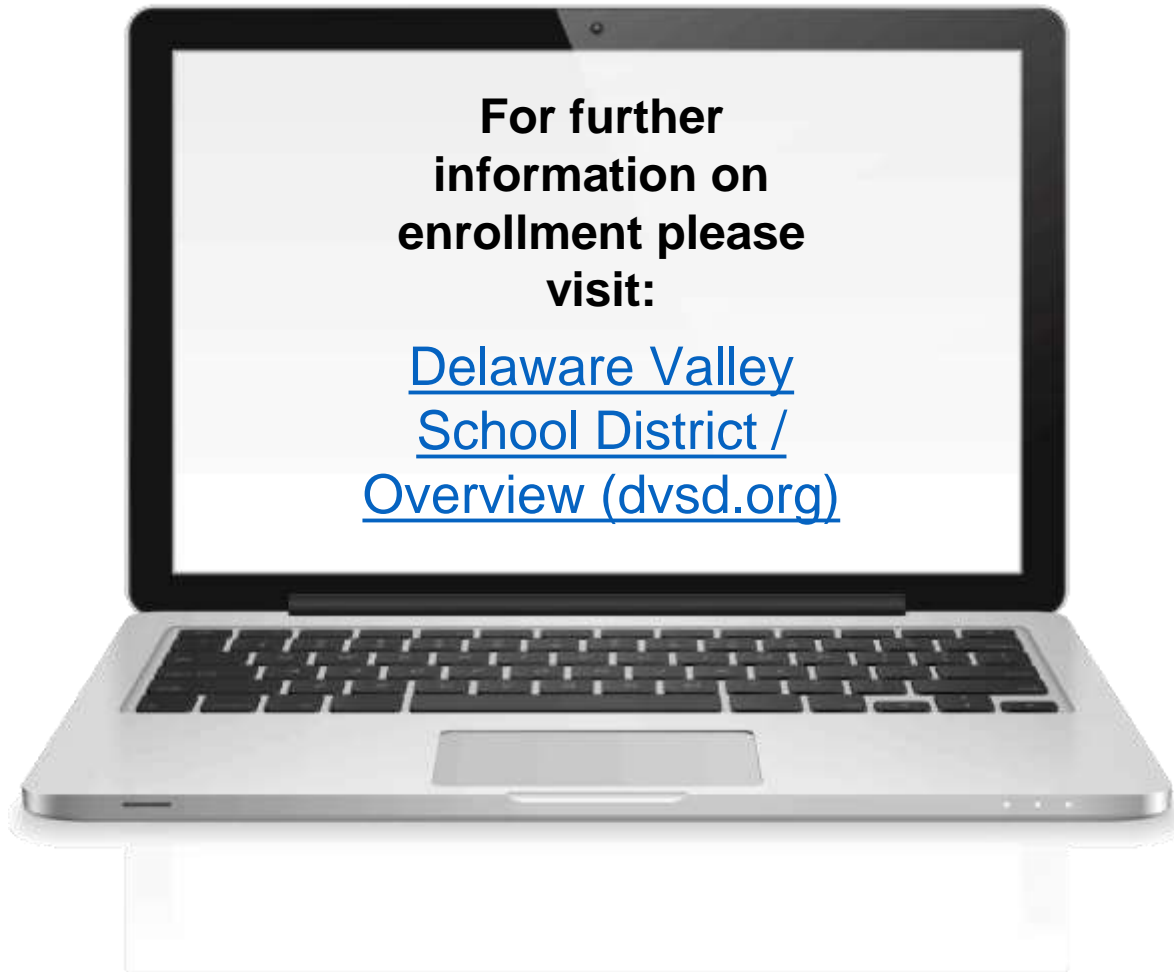
Participant	Status
Kayla Becker	
SB Suzanne Briggs	1
Sandie Cochran	
Kurt Franklin	2
Tom Galloway	✓
NL Nico Lawson	
Jimmy Li	👋
RL Rob Lily	👁️
James Lloyd	3
JR Judie Ray	👍
Luna Trujillo	👋
Breakout Room 2 (7)	
Mary Doyle	1
TF Timothy French	
Ann Gray	
HL Huey Le	
Chaya Meyer	2

Support

Get Help When You Need It!

- Orientation course for families
- Tech support
- Support from teachers and staff
- Observer Resources





Unlock Your Child's Potential!
